

INERT GAS FILLED THERMOMETERS FOR LOCAL MOUNTING ALL STAINLESS STEEL CONSTRUCTION DS 100-150

These instruments are designed for use in food, beverage, pharmaceutical, cryogenics, chemical and petrochemical processing industries, and in conventional and nuclear power plants. They are built to resist the most severe operating conditions created by the ambient environment and the process medium. An TIG welded case / bulb and capillary strengthens the whole construction. A leak tight fit is ensured if the instrument is filled with a dampening fluid to prevent damage due the vibration.



Indication ranges: -200°C a +600°C.

Measuring ranges: -170°...500°.

Accuracy class: 1 as per EN 13190, measuring range.

Overtemperature limit: 25% of full scale range for temperature ≤ 400, max 600°C.

Ambient temperature: -25...65°C

Max working pressure: 25 bar. (without thermowell)

Protection degree: IP 55 as IEC 529.

Process connection: AISI 316.

Bulb: AISI 316 st.st. Ø8-9,5-11.5 mm, with rigid extension Ø 8 mm or flexible extension Ø 2.5 mm.

Immersion length of the bulb with rigid extension:

For bulb Ø 8 = 143...1.000 mm.

For bulb Ø 9.5 = 112...1.000 mm.

For bulb Ø 11.5 = 85... 1.000 mm.

Measuring element: Inert gas filled expansion system.

Case: Stainless steel.

Ring: Stainless steel bayonet lock.

Window: tempered glass.

Movement: Stainless steel.

Internal compensation device: by a bimetallic linkage.

Dial: aluminium, white with black markings.

Pointer: adjustable, aluminium, black.

OPTIONS

DESCRIPTION	DS 4" (100)	DS 6" (150)
ATEX version II 2G c	See the ATEX temperature gauges data-sheet for technical details.	
ATEX version II 2GD c		
Case and ring AISI 316 st. st.	*	*
Maximum pointer IP 55	*	*
Glycerine filling, max 160°C	*	*
Silicone filling, max 250°C	*	*
Tropicalization	*	*
Safety glass window.	*	*

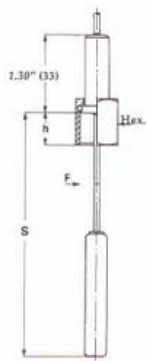
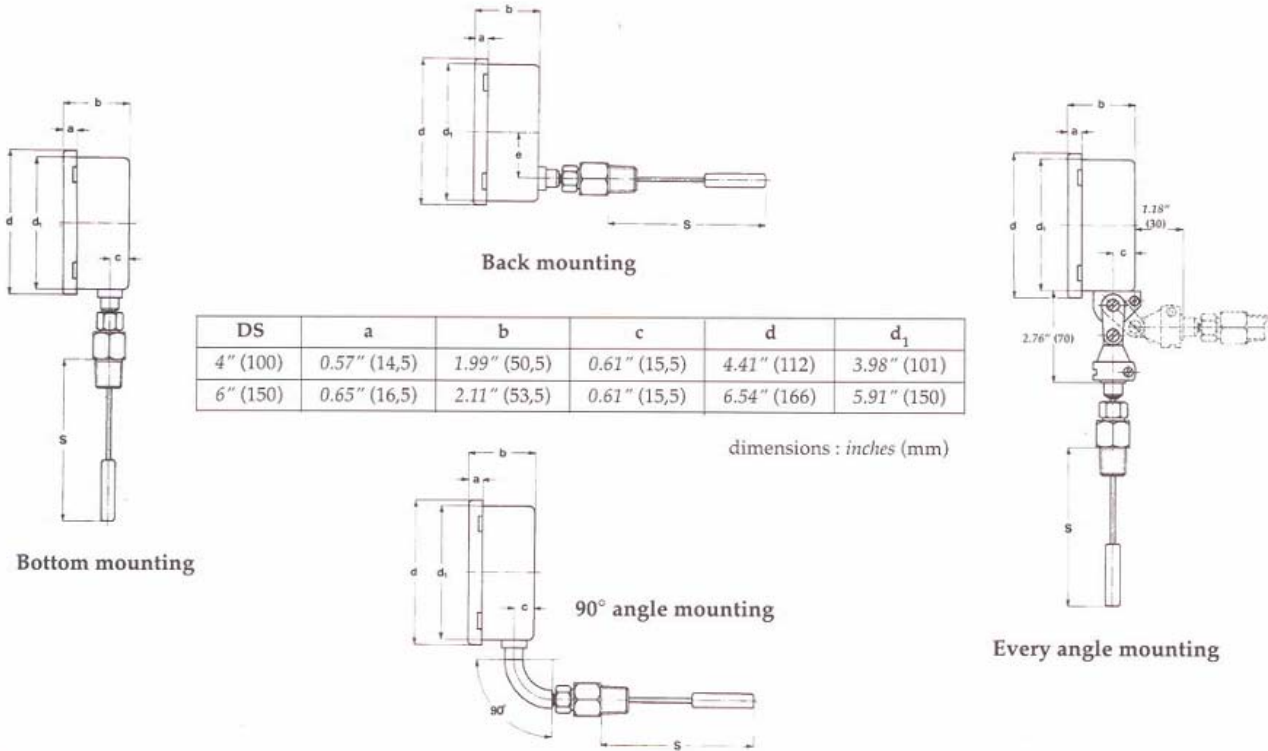
This publication does not try to establish the bases of a contract and the company keeps the right to modify without previous notice the design and the specifications of the instruments, in accordance with his politics of continued development.

MEI Manometría e Instrumentación, s.l.

Pol. Ind. "El Pla" C/ Comerç, 2-22 nave 13 E-08980 Sant Feliu de Llobregat Barcelona Spain

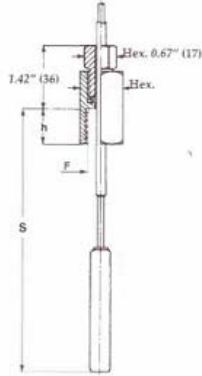
Tf. +34 934 403 939 Fax. +34 934 483 986

www.mei.es e-mail: info@mei.es



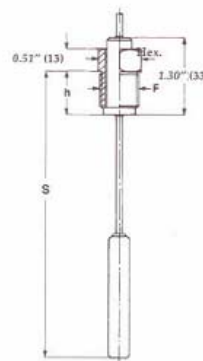
Female swivel nut.

F	Hex.	h
G 1/2 A	0.94" (24)	0.63" (16)
G 3/4 A	1.18" (30)	0.63" (16)



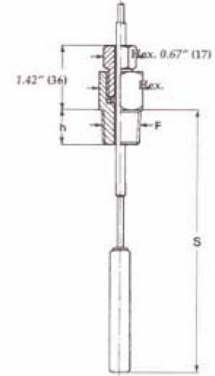
Sliding female swivel nut.

F	Hex.	h
1/2-14 NPT	0.94" (24)	0.71" (18)
3/4-14 NPT	1.18" (30)	0.71" (18)



Male swivel nut.

F	Hex.	h
G 1/2 A	0.87" (22)	0.55" (14)
G 3/4 A	1.06" (27)	0.55" (14)



Sliding male swivel nut.

F	Hex.	h
G 1/2 A	0.87" (22)	0.55" (14)
1/2-14 NPT	0.87" (22)	0.67" (17)
G 3/4 A	1.06" (27)	0.63" (16)
3/4-14 NPT	1.06" (27)	0.67" (17)

dimensions : inches (mm)

This publication does not try to establish the bases of a contract and the company keeps the right to modify without previous notice the design and the specifications of the instruments, in accordance with his politics of continued development.